




NamiBike Adventure

DAILY RATES 01/01/2021 TO 31/12/2021 - UPDATE 05/05/2021
USD RATES FOR BANK TRANSFER PAYMENTS IN USD

	4 TO 6 DAYS	7 TO 13 DAYS	14 TO 30 DAYS	Excess Deposit
800 GS ADVENTURE				
	USD	USD	USD	EXCESS DEPOSIT
2021 RATES - PER 24H00	182	166	151	25,000.00 NAD

HONDA FRC 1000 DCT OR MANUAL GEAR BOX				
	USD	USD	USD	EXCESS DEPOSIT
2021 RATES - PER 24H00	190	182	166	25,000.00 NAD

1200 GS ADVENTURE				
	USD	USD	USD	EXCESS DEPOSIT
2021 RATES - PER 24H00	234	206	182	30,000.00 NAD

USD RATES VALID FOR USD BANK TRANSFER ONLY

INCLUDED WITH EVERY BIKE OR GROUP OF BIKES AT NO EXTRA CHARGE :

12v Compressor, Puncture repair kit, extra tubes, toolbox, Optional Lower Seat BMW for the 800 GS.

PASSENGER EXTRA COST : 1.500 N\$

INCLUDED FOR BMW / HONDA / ROYAL ENFIELD : 300 KM PER DAY

PILOT REQUIREMENT > MINIMUM 30 YEARS OLD + 5 YEARS BIKE LICENCE

IF PILOT IS BETWEEN 25 AND 30 YEARS OLD, DOUBLE EXCESS DEPOSIT IS APPLICABLE

FOR TOURS ON GRAVEL ROADS - PRIOR EXPERIENCE ON GRAVEL WITH SIMILAR BIKE IS REQUIRED

WE DO NOT ACCEPT PILLIONS ON GRAVEL ROADS (OK FOR TARMAC TOURS)

MEDICAL AID DETAILS MUST BE PROVIDED TO BOOK YOUR BIKE

EXTRA COSTS:

EXCESS DEPOSIT : 25.000 N\$ for Royal Enfield

EXCESS DEPOSIT : 25.000 N\$ for 800 GS Adventure + 1000 Africa Twin

EXCESS DEPOSIT : 30.000 N\$ for 1200 GS Adventure

OPTIONAL GPS: 150 N\$ / 24H00

OPTIONAL PANIERS: 150 N\$ / 24H00

EXTRA KM COST (WHEN ABOVE THE INCLUDED 300KM PER DAY) : 8 N\$ / KM

CALL OUT AND TOW IN / NEGLIGENCE / PUNCTURE / ACCIDENT : 13 N\$ / KM

DROP OFF / DELIVERY FEES (IN NAMIBIA ONLY): 13 N\$ PER KM DRIVEN

DAMAGE DEPOSIT FOR THE GPS : 8.000 N\$

REPLACEMENT OF GPS (Lost /Destroyed): 12.000 N\$

THE ABOVE RATES ARE "DAILY RATES" = ANY 24H00 PERIOD

OUR VEHICLES ARE ALL EQUIPPED WITH GPS TRACKERS

OUR BIKES MUST STAY WITHIN THE BORDERS OF NAMIBIA - SORRY NO BORDER CROSSING