


NamiBike Adventure


DAILY RATES 2017 /2018 - UPDATE 28/09/2017 N\$ / SAR RATES FOR CREDIT CARD PAYMENT

	4 TO 6 DAYS	7 TO 13 DAYS	14 TO 30 DAYS	Excess Deposit
--	----------------	-----------------	------------------	----------------


800 GS ADVENTURE

	N\$	N\$	N\$	EXCESS DEPOSIT
2017	2,017	1,815	1,634	25,000.00 NAD
2018	2,169	1,952	1,756	

1200 GS ADVENTURE

	N\$	N\$	N\$	EXCESS DEPOSIT
2017	2,607	2,346	2,111	30,000.00 NAD
2018	2,803	2,523	2,270	

H-D SOFTAIL HERITAGE

	N\$	N\$	N\$	EXCESS DEPOSIT
FROM MAY 1ST 2018				30,000.00 NAD
2018	2,803	2,523	2,270	

N\$ / SAR RATES VALID FOR CREDIT CARD PAYMENT OR N\$ DIRECT DEPOSIT

T&C STRICTLY APPLIES TO THE DRIVERS

INCLUDED FOR BMW BIKE: 2 PANIERS AND 300KM PER DAY

INCLUDED FOR HD BIKE: 2 SADDLE BAGS AND 250 KM PER DAY

EXTRA KM COST : 8N\$ / KM

CALL OUT / NEGLIGENCE / PUNCTURE : 13 N\$ / KM

OPTIONAL GPS: 190 N\$ OR 12 EUROS / 24H00

DAMAGE DEPOSIT FOR THE GPS : 8.000 N\$

DISCOUNT NO PANIERS BMW ONLY: -100 N\$ / 24H00

REPLACEMENT OF GPS (Lost /Destroyed): 12.000 N\$

THE ABOVE RATES ARE "DAILY RATES" = ANY 24H00 PERIOD

INCLUDED >>> MAXIMUM 30 DAYS HELIXTRACT COVER DURING THE BIKE RENTAL

info@namibikeadventure.com

Tel: (264) 81 704 60 65